

Division Wise Skill Performance Report

ECAT ASSESSMENT ROUND

STD 2

Learning Objective	Students	Percent (%)	
Skill 1: Application of Functional Grammar	73	37.75	<div style="width: 37.75%; background-color: #0070C0; height: 15px;"></div>
Div			
B1	20	47	<div style="width: 47%; background-color: #0070C0; height: 15px;"></div>
B2	13	30	<div style="width: 30%; background-color: #0070C0; height: 15px;"></div>
G1	16	37	<div style="width: 37%; background-color: #0070C0; height: 15px;"></div>
G2	24	37	<div style="width: 37%; background-color: #0070C0; height: 15px;"></div>

Learning Objective	Students	Percent (%)	
Skill 2: Correct usage and Concept application	73	35.50	<div style="width: 35.50%; background-color: #0070C0; height: 15px;"></div>
Div			
B1	20	33	<div style="width: 33%; background-color: #0070C0; height: 15px;"></div>
B2	13	37	<div style="width: 37%; background-color: #0070C0; height: 15px;"></div>
G1	16	33	<div style="width: 33%; background-color: #0070C0; height: 15px;"></div>
G2	24	39	<div style="width: 39%; background-color: #0070C0; height: 15px;"></div>

Learning Objective	Students	Percent (%)	
Skill 3: Word building and spelling	73	38.50	<div style="width: 38.50%; background-color: #0070C0; height: 15px;"></div>
Div			
B1	20	42	<div style="width: 42%; background-color: #0070C0; height: 15px;"></div>
B2	13	42	<div style="width: 42%; background-color: #0070C0; height: 15px;"></div>
G1	16	31	<div style="width: 31%; background-color: #0070C0; height: 15px;"></div>
G2	24	39	<div style="width: 39%; background-color: #0070C0; height: 15px;"></div>

Learning Objective	Students	Percent (%)	
Skill 4: Vocabulary in different contexts	73	44.25	<div style="width: 44.25%; background-color: #0070C0; height: 15px;"></div>
Div			
B1	20	48	<div style="width: 48%; background-color: #0070C0; height: 15px;"></div>
B2	13	50	<div style="width: 50%; background-color: #0070C0; height: 15px;"></div>
G1	16	42	<div style="width: 42%; background-color: #0070C0; height: 15px;"></div>
G2	24	37	<div style="width: 37%; background-color: #0070C0; height: 15px;"></div>

Learning Objective	Students	Percent (%)	
Skill 5: Identifying the theme and purpose of the passage	73	28.50	<div style="width: 28.50%; background-color: #0070C0; height: 15px;"></div>
Div			
B1	20	25	<div style="width: 25%; background-color: #0070C0; height: 15px;"></div>
B2	13	23	<div style="width: 23%; background-color: #0070C0; height: 15px;"></div>
G1	16	35	<div style="width: 35%; background-color: #0070C0; height: 15px;"></div>
G2	24	31	<div style="width: 31%; background-color: #0070C0; height: 15px;"></div>

Learning Objective	Students	Percent (%)	
Skill 6: Inferring and Identifying implied ideas	73	31.75	
Div			
B1	20	41	
B2	13	23	
G1	16	33	
G2	24	30	
Learning Objective	Students	Percent (%)	
Skill 7: Reasoning ability and Deducing	73	32	
Div			
B1	20	35	
B2	13	21	
G1	16	35	
G2	24	37	
Learning Objective	Students	Percent (%)	
Skill 9: Extracting information and direct facts	73	37.25	
Div			
B1	20	35	
B2	13	35	
G1	16	41	
G2	24	38	
Learning Objective	Students	Percent (%)	
Skill 10: Punctuation and Sentence formation	73	31.50	
Div			
B1	20	42	
B2	13	25	
G1	16	26	
G2	24	33	

Question Wise Response Report

ECAT ASSESSMENT ROUND

STD 2

Total Marks: 80 **Maximum Score:** 66

Total Students: 73 **Minimum Score:** 4

No.	Question	Correct Answer	Response Frequencies						Distractor
			A (%)	B (%)	C (%)	D (%)	Blank (%)	Multi (%)	
1	Q1	B	60.27	17.81	15.07	5.48	-	1.37	A
2	Q2	B	37	37	9.59	12.33	-	4.11	A, B
3	Q3	B	2.74	71.23	12.33	10.96	1.37	1.37	B
4	Q4	C	28.77	28.77	23.29	16.44	-	2.74	A, B
5	Q5	C	15.07	10.96	37	34.25	-	2.74	C
6	Q6	A	26.03	39.73	8.22	20.55	1.37	4.11	B
7	Q7	B	19.18	42.47	16.44	19.18	-	2.74	B
8	Q8	A	39.73	17.81	24.66	15.07	-	2.74	A
9	Q9	C	21.92	19.18	27.40	28.77	1.37	1.37	D
10	Q10	B	15.07	30.14	27.40	21.92	4.11	1.37	B
11	Q11	C	16.44	8.22	58.90	13.70	-	2.74	C
12	Q12	B	47.95	19.18	17.81	12.33	1.37	1.37	A
13	Q13	D	19.18	13.70	23.29	42.47	1.37	-	D
14	Q14	B	16.44	46.58	17.81	15.07	1.37	2.74	B
15	Q15	D	8.22	24.66	13.70	49.32	4.11	-	D
16	Q16	B	19.18	37	15.07	27.40	-	1.37	B
17	Q17	D	15.07	20.55	13.70	49.32	1.37	-	D
18	Q18	A	43.84	23.29	20.55	10.96	1.37	-	A
19	Q19	B	19.18	39.73	21.92	15.07	4.11	-	B
20	Q20	C	26.03	16.44	43.84	8.22	5.48	-	C
21	Q21	C	19.18	19.18	46.58	12.33	1.37	1.37	C
22	Q22	D	16.44	27.40	31.51	23.29	1.37	-	C
23	Q23	A	39.73	20.55	21.92	13.70	2.74	1.37	A
24	Q24	A	21.92	26.03	17.81	31.51	2.74	-	D
25	Q25	D	27.40	15.07	12.33	43.84	-	1.37	D
26	Q26	D	21.92	27.40	16.44	31.51	1.37	1.37	D
27	Q27	C	16.44	26.03	35.62	19.18	1.37	1.37	C
28	Q28	B	28.77	27.40	20.55	20.55	1.37	1.37	A
29	Q29	B	30.14	32.88	16.44	19.18	-	1.37	B
30	Q30	B	24.66	43.84	15.07	10.96	1.37	4.11	B
31	Q31	C	17.81	26.03	34.25	19.18	1.37	1.37	C
32	Q32	D	21.92	20.55	28.77	24.66	2.74	1.37	C
33	Q33	C	20.55	31.51	34.25	9.59	2.74	1.37	C
34	Q34	D	17.81	17.81	19.18	41.10	2.74	1.37	D
35	Q35	C	47.95	20.55	19.18	10.96	1.37	-	A
36	Q36	C	1.37	17.81	52.05	24.66	4.11	-	C




37	Q37	D	28.77	20.55	10.96	31.51	5.48	2.74	D
38	Q38	D	17.81	23.29	27.40	28.77	1.37	1.37	D
39	Q39	C	27.40	19.18	23.29	24.66	2.74	2.74	A
40	Q40	C	10.96	15.07	42.47	23.29	4.11	4.11	C

Standard Wise Question Difficulty Level Report

ECAT ASSESSMENT ROUND

STD 2

Question		Summary Statistics				Reliability	
Question	Marks	Student Appeared	Correct Answer	Incorrect Answer	Not Attempted	Percent Correct Answer (%)	
Q1	2	73	13	60	0	17.81	
Q2	2	73	27	46	0	37	
Q3	2	73	52	21	1	71.23	
Q4	2	73	17	56	0	23.29	
Q5	2	73	27	46	0	37	
Q6	2	73	19	54	1	26.03	
Q7	2	73	31	42	0	42.47	
Q8	2	73	29	44	0	39.73	
Q9	2	73	20	53	1	27.40	
Q10	2	73	22	51	3	30.14	
Q11	2	73	43	30	0	58.90	
Q12	2	73	14	59	1	19.18	
Q13	2	73	31	42	1	42.47	
Q14	2	73	34	39	1	46.58	
Q15	2	73	36	37	3	49.32	
Q16	2	73	27	46	0	37	
Q17	2	73	36	37	1	49.32	
Q18	2	73	32	41	1	43.84	
Q19	2	73	29	44	3	39.73	
Q20	2	73	32	41	4	43.84	
Q21	2	73	34	39	1	46.58	
Q22	2	73	17	56	1	23.29	
Q23	2	73	29	44	2	39.73	
Q24	2	73	16	57	2	21.92	
Q25	2	73	32	41	0	43.84	
Q26	2	73	23	50	1	31.51	
Q27	2	73	26	47	1	35.62	
Q28	2	73	20	53	1	27.40	
Q29	2	73	24	49	0	32.88	
Q30	2	73	32	41	1	43.84	
Q31	2	73	25	48	1	34.25	
Q32	2	73	18	55	2	24.66	
Q33	2	73	25	48	2	34.25	
Q34	2	73	30	43	2	41.10	
Q35	2	73	14	59	1	19.18	
Q36	2	73	38	35	3	52.05	
Q37	2	73	23	50	4	31.51	
						28.77	

Q38	2	73	21	52	1		
Q39	2	73	17	56	2	23.29	
Q40	2	73	31	42	3	42.47	

Standard Wise Skill Performance Report

ECAT ASSESSMENT ROUND

STD 2

Learning Objective	Marks Obtained / Total Marks	Percent (%)	
Overall	24 / 80	30	
Skill 1: Application of Functional Grammar	5 / 14	35.71	
Skill 2: Correct usage and Concept application	5 / 14	35.71	
Skill 3: Word building and spelling	1 / 4	25	
Skill 4: Vocabulary in different contexts	3 / 8	37.50	
Skill 5: Identifying the theme and purpose of the passage	1 / 6	16.67	
Skill 6: Inferring and Identifying implied ideas	1 / 6	16.67	
Skill 7: Reasoning ability and Deducing	2 / 8	25	
Skill 9: Extracting information and direct facts	4 / 12	33.33	
Skill 10: Punctuation and Sentence formation	2 / 8	25	