

# Division-Wise Skill Performance Report

## ECAT ASSESSMENT ROUND

### STD 2

Learning Objective	Students	Percent (%)	
<b>Skill 1: Application of Functional Grammar</b>	73	37.75	<div style="width: 37.75%; height: 15px; background-color: #0070c0; border: 1px solid black;"></div>
<b>Div</b>			
B1	20	47	<div style="width: 47%; height: 15px; background-color: #0070c0; border: 1px solid black;"></div>
B2	13	30	<div style="width: 30%; height: 15px; background-color: #0070c0; border: 1px solid black;"></div>
G1	16	37	<div style="width: 37%; height: 15px; background-color: #0070c0; border: 1px solid black;"></div>
G2	24	37	<div style="width: 37%; height: 15px; background-color: #0070c0; border: 1px solid black;"></div>
<b>Learning Objective</b>			
<b>Skill 2: Correct usage and Concept application</b>	73	35.50	<div style="width: 35.50%; height: 15px; background-color: #0070c0; border: 1px solid black;"></div>
<b>Div</b>			
B1	20	33	<div style="width: 33%; height: 15px; background-color: #0070c0; border: 1px solid black;"></div>
B2	13	37	<div style="width: 37%; height: 15px; background-color: #0070c0; border: 1px solid black;"></div>
G1	16	33	<div style="width: 33%; height: 15px; background-color: #0070c0; border: 1px solid black;"></div>
G2	24	39	<div style="width: 39%; height: 15px; background-color: #0070c0; border: 1px solid black;"></div>
<b>Learning Objective</b>			
<b>Skill 3: Word building and spelling</b>	73	38.50	<div style="width: 38.50%; height: 15px; background-color: #0070c0; border: 1px solid black;"></div>
<b>Div</b>			
B1	20	42	<div style="width: 42%; height: 15px; background-color: #0070c0; border: 1px solid black;"></div>
B2	13	42	<div style="width: 42%; height: 15px; background-color: #0070c0; border: 1px solid black;"></div>
G1	16	31	<div style="width: 31%; height: 15px; background-color: #0070c0; border: 1px solid black;"></div>
G2	24	39	<div style="width: 39%; height: 15px; background-color: #0070c0; border: 1px solid black;"></div>
<b>Learning Objective</b>			
<b>Skill 4: Vocabulary in different contexts</b>	73	44.25	<div style="width: 44.25%; height: 15px; background-color: #0070c0; border: 1px solid black;"></div>
<b>Div</b>			
B1	20	48	<div style="width: 48%; height: 15px; background-color: #0070c0; border: 1px solid black;"></div>
B2	13	50	<div style="width: 50%; height: 15px; background-color: #0070c0; border: 1px solid black;"></div>
G1	16	42	<div style="width: 42%; height: 15px; background-color: #0070c0; border: 1px solid black;"></div>
G2	24	37	<div style="width: 37%; height: 15px; background-color: #0070c0; border: 1px solid black;"></div>
<b>Learning Objective</b>			
<b>Skill 5: Identifying the theme and purpose of the passage</b>	73	28.50	<div style="width: 28.50%; height: 15px; background-color: #0070c0; border: 1px solid black;"></div>
<b>Div</b>			
B1	20	25	<div style="width: 25%; height: 15px; background-color: #0070c0; border: 1px solid black;"></div>
B2	13	23	<div style="width: 23%; height: 15px; background-color: #0070c0; border: 1px solid black;"></div>
G1	16	35	<div style="width: 35%; height: 15px; background-color: #0070c0; border: 1px solid black;"></div>
G2	24	31	<div style="width: 31%; height: 15px; background-color: #0070c0; border: 1px solid black;"></div>

Learning Objective	Students	Percent (%)	
<b>Skill 6: Inferring and Identifying implied ideas</b>	73	31.75	
<b>Div</b>			
B1	20	41	
B2	13	23	
G1	16	33	
G2	24	30	
Learning Objective	Students	Percent (%)	
<b>Skill 7: Reasoning ability and Deducing</b>	73	32	
<b>Div</b>			
B1	20	35	
B2	13	21	
G1	16	35	
G2	24	37	
Learning Objective	Students	Percent (%)	
<b>Skill 9: Extracting information and direct facts</b>	73	37.25	
<b>Div</b>			
B1	20	35	
B2	13	35	
G1	16	41	
G2	24	38	
Learning Objective	Students	Percent (%)	
<b>Skill 10: Punctuation and Sentence formation</b>	73	31.50	
<b>Div</b>			
B1	20	42	
B2	13	25	
G1	16	26	
G2	24	33	

# Question-Wise Response Report

## ECAT ASSESSMENT ROUND

### STD 2

Total Marks: 80 Maximum Score: 66

Total Students: 73 Minimum Score: 4

No.	Question	Correct Answer	Response Frequencies						Distractor
			A (%)	B (%)	C (%)	D (%)	Blank (%)	Multi (%)	
1	Q1	B	60.27	<b>17.81</b>	15.07	5.48	-	1.37	A
2	Q2	B	37	<b>37</b>	9.59	12.33	-	4.11	A, B
3	Q3	B	2.74	<b>71.23</b>	12.33	10.96	1.37	1.37	B
4	Q4	C	28.77	28.77	<b>23.29</b>	16.44	-	2.74	A, B
5	Q5	C	15.07	10.96	<b>37</b>	34.25	-	2.74	C
6	Q6	A	<b>26.03</b>	39.73	8.22	20.55	1.37	4.11	B
7	Q7	B	19.18	<b>42.47</b>	16.44	19.18	-	2.74	B
8	Q8	A	<b>39.73</b>	17.81	24.66	15.07	-	2.74	A
9	Q9	C	21.92	19.18	<b>27.40</b>	28.77	1.37	1.37	D
10	Q10	B	15.07	<b>30.14</b>	27.40	21.92	4.11	1.37	B
11	Q11	C	16.44	8.22	<b>58.90</b>	13.70	-	2.74	C
12	Q12	B	47.95	<b>19.18</b>	17.81	12.33	1.37	1.37	A
13	Q13	D	19.18	13.70	23.29	<b>42.47</b>	1.37	-	D
14	Q14	B	16.44	<b>46.58</b>	17.81	15.07	1.37	2.74	B
15	Q15	D	8.22	24.66	13.70	<b>49.32</b>	4.11	-	D
16	Q16	B	19.18	<b>37</b>	15.07	27.40	-	1.37	B
17	Q17	D	15.07	20.55	13.70	<b>49.32</b>	1.37	-	D
18	Q18	A	<b>43.84</b>	23.29	20.55	10.96	1.37	-	A
19	Q19	B	19.18	<b>39.73</b>	21.92	15.07	4.11	-	B
20	Q20	C	26.03	16.44	<b>43.84</b>	8.22	5.48	-	C
21	Q21	C	19.18	19.18	<b>46.58</b>	12.33	1.37	1.37	C
22	Q22	D	16.44	27.40	31.51	<b>23.29</b>	1.37	-	C
23	Q23	A	<b>39.73</b>	20.55	21.92	13.70	2.74	1.37	A
24	Q24	A	<b>21.92</b>	26.03	17.81	31.51	2.74	-	D
25	Q25	D	27.40	15.07	12.33	<b>43.84</b>	-	1.37	D
26	Q26	D	21.92	27.40	16.44	<b>31.51</b>	1.37	1.37	D
27	Q27	C	16.44	26.03	<b>35.62</b>	19.18	1.37	1.37	C
28	Q28	B	28.77	<b>27.40</b>	20.55	20.55	1.37	1.37	A
29	Q29	B	30.14	<b>32.88</b>	16.44	19.18	-	1.37	B
30	Q30	B	24.66	<b>43.84</b>	15.07	10.96	1.37	4.11	B
31	Q31	C	17.81	26.03	<b>34.25</b>	19.18	1.37	1.37	C
32	Q32	D	21.92	20.55	28.77	<b>24.66</b>	2.74	1.37	C
33	Q33	C	20.55	31.51	<b>34.25</b>	9.59	2.74	1.37	C
34	Q34	D	17.81	17.81	19.18	<b>41.10</b>	2.74	1.37	D
35	Q35	C	47.95	20.55	<b>19.18</b>	10.96	1.37	-	A
36	Q36	C	1.37	17.81	<b>52.05</b>	24.66	4.11	-	C




37	Q37	D	28.77	20.55	10.96	<b>31.51</b>	5.48	2.74	D
38	Q38	D	17.81	23.29	27.40	<b>28.77</b>	1.37	1.37	D
39	Q39	C	27.40	19.18	<b>23.29</b>	24.66	2.74	2.74	A
40	Q40	C	10.96	15.07	<b>42.47</b>	23.29	4.11	4.11	C

# Standard-Wise Question Difficulty Level Report

## ECAT ASSESSMENT ROUND

### STD 2

Question		Summary Statistics				Reliability	
Question	Marks	Student Appeared	Correct Answer	Incorrect Answer	Not Attempted	Percent Correct Answer (%)	
Q1	2	73	13	60	0	17.81	
Q2	2	73	27	46	0	37	
Q3	2	73	52	21	1	71.23	
Q4	2	73	17	56	0	23.29	
Q5	2	73	27	46	0	37	
Q6	2	73	19	54	1	26.03	
Q7	2	73	31	42	0	42.47	
Q8	2	73	29	44	0	39.73	
Q9	2	73	20	53	1	27.40	
Q10	2	73	22	51	3	30.14	
Q11	2	73	43	30	0	58.90	
Q12	2	73	14	59	1	19.18	
Q13	2	73	31	42	1	42.47	
Q14	2	73	34	39	1	46.58	
Q15	2	73	36	37	3	49.32	
Q16	2	73	27	46	0	37	
Q17	2	73	36	37	1	49.32	
Q18	2	73	32	41	1	43.84	
Q19	2	73	29	44	3	39.73	
Q20	2	73	32	41	4	43.84	
Q21	2	73	34	39	1	46.58	
Q22	2	73	17	56	1	23.29	
Q23	2	73	29	44	2	39.73	
Q24	2	73	16	57	2	21.92	
Q25	2	73	32	41	0	43.84	
Q26	2	73	23	50	1	31.51	
Q27	2	73	26	47	1	35.62	
Q28	2	73	20	53	1	27.40	
Q29	2	73	24	49	0	32.88	
Q30	2	73	32	41	1	43.84	
Q31	2	73	25	48	1	34.25	
Q32	2	73	18	55	2	24.66	
Q33	2	73	25	48	2	34.25	
Q34	2	73	30	43	2	41.10	
Q35	2	73	14	59	1	19.18	
Q36	2	73	38	35	3	52.05	
Q37	2	73	23	50	4	31.51	
						28.77	

Q38	2	73	21	52	1		
Q39	2	73	17	56	2	23.29	
Q40	2	73	31	42	3	42.47	

# Standard-Wise Skill Performance Report

## ECAT ASSESSMENT ROUND

### STD 2

Learning Objective	Marks Obtained / Total Marks	Percent (%)	
Overall	24 / 80	30	
Skill 1: Application of Functional Grammar	5 / 14	35.71	
Skill 2: Correct usage and Concept application	5 / 14	35.71	
Skill 3: Word building and spelling	1 / 4	25	
Skill 4: Vocabulary in different contexts	3 / 8	37.50	
Skill 5: Identifying the theme and purpose of the passage	1 / 6	16.67	
Skill 6: Inferring and Identifying implied ideas	1 / 6	16.67	
Skill 7: Reasoning ability and Deducing	2 / 8	25	
Skill 9: Extracting information and direct facts	4 / 12	33.33	
Skill 10: Punctuation and Sentence formation	2 / 8	25	